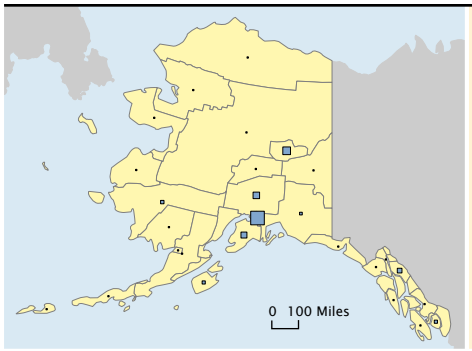

Population Distribution, 2000

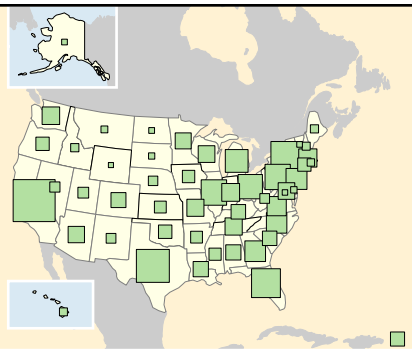

Number of people by state

- 34,000,000
- 10,000,000
- 5,000,000
- 1,000,000
- 500,000

The area of each square symbol is proportioned to the number of people in a county or state. The legends present example symbol sizes from the many symbols shown on the maps.

Number of people by county

- 10,000,000
- 5,000,000
- 1,000,000
- 500,000
- 100,000
- 10,000
- Fewer than 10,000

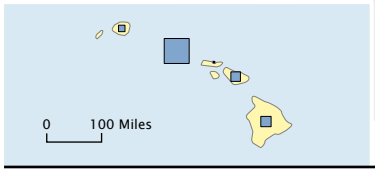

0 100 Miles
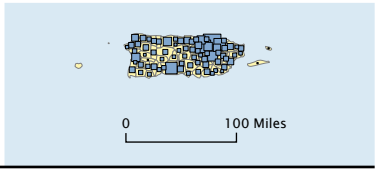
Data Source: U.S. Census Bureau, Census 2000 Redistricting Data (PL 94-171) Summary File.
Cartography: Population Division, U.S. Census Bureau.
American FactFinder at *factfinder.census.gov* provides census data and mapping tools.