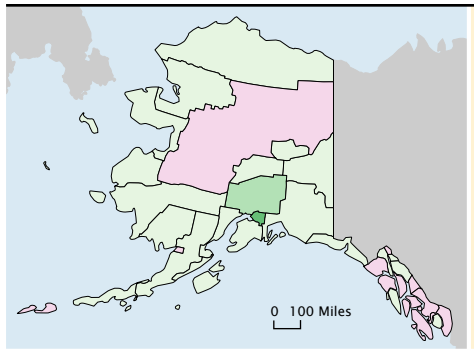

Difference, 1990 to 2000
Number of People

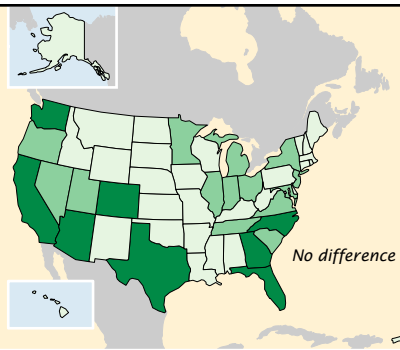

Change in number of people by state

- 1,000,000 to 4,112,000
- 500,000 to 999,999
- 0 to 499,999
- *No difference*
- -34,841 (DC)

Change in number of people from 1990 to 2000 by county

- *Gain* 40,000 to 950,100
- 20,000 to 39,999
- 10,000 to 19,999
- 0 to 9,999
- *No difference*
- -10,000 to -1
- *Loss* -84,860 to -10,001

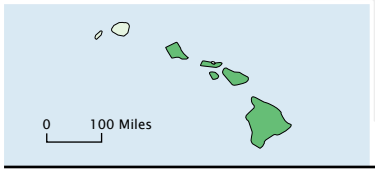

0 100 Miles
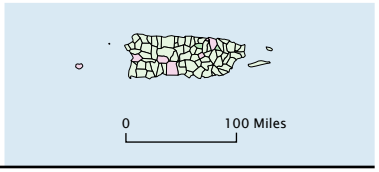
Data Sources: U.S. Census Bureau, Census 2000 Redistricting Data (PL 94-171) Summary File and 1990 Census.
Cartography: Population Division, U.S. Census Bureau.