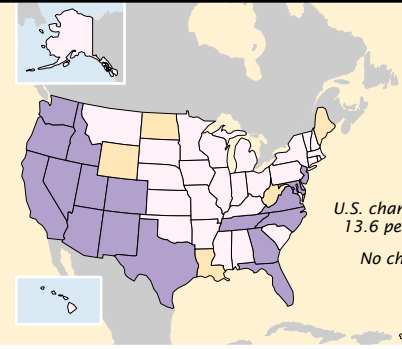
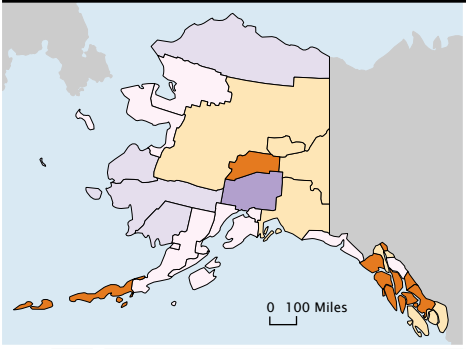
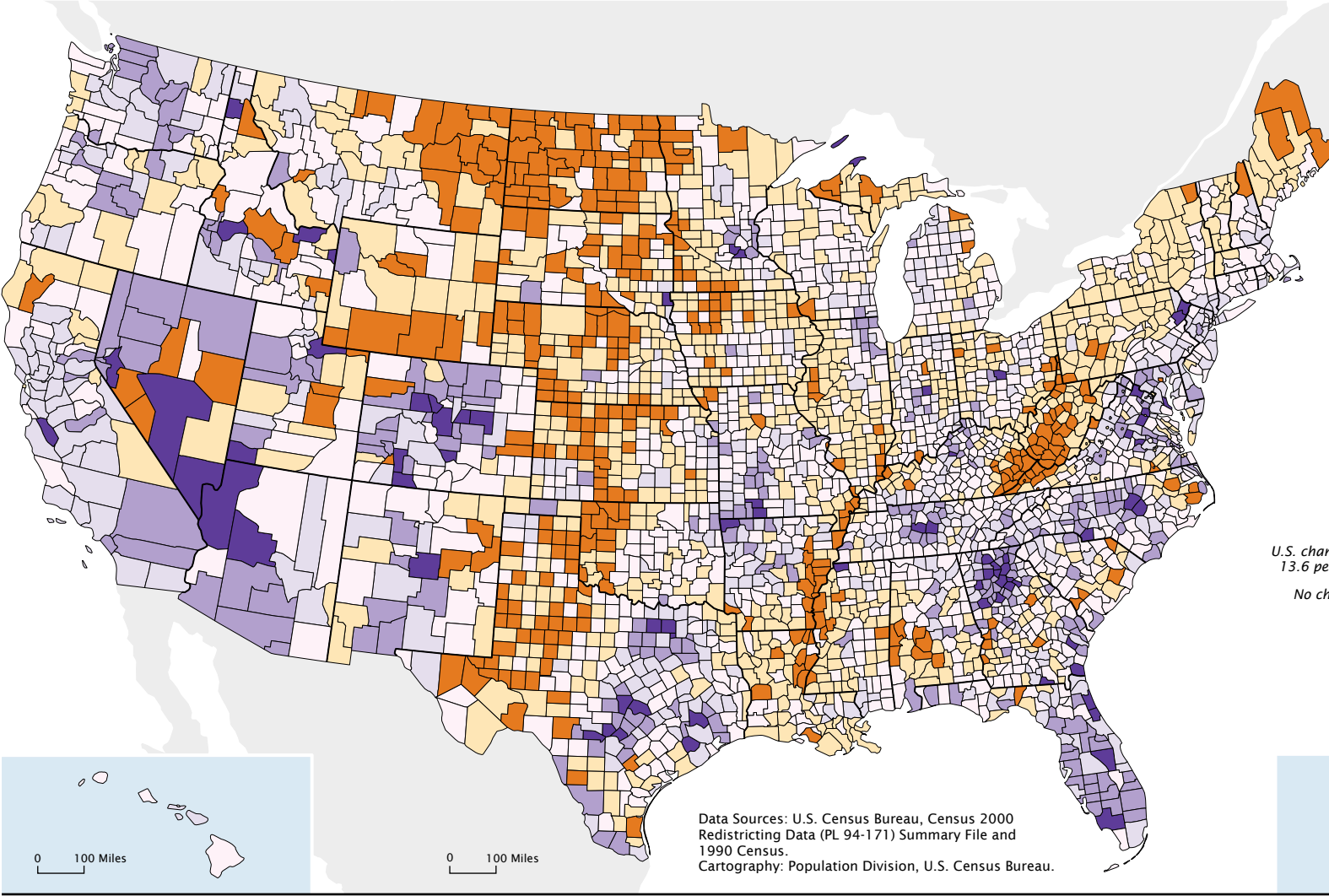


Percent Change, 1990 to 2000 Population Under Age 18



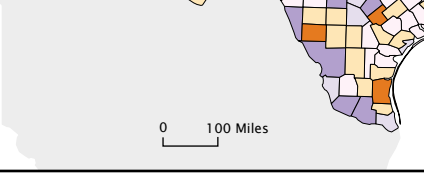
Percent change in population under age 18 from 1990 to 2000 by state

U.S. change is 13.6 percent	13.6 to 72.4
No change	0.0 to 13.5
	-9.3 to -0.1



Percent change in population under age 18 from 1990 to 2000 by county

Gain	50.0 to 196.4
	25.0 to 49.9
	13.6 to 24.9
U.S. change is 13.6 percent	0.0 to 13.5
No change	-10.0 to -0.1
	-53.6 to -10.1
Loss	



Data Sources: U.S. Census Bureau, Census 2000 Redistricting Data (PL 94-171) Summary File and 1990 Census.
Cartography: Population Division, U.S. Census Bureau.

