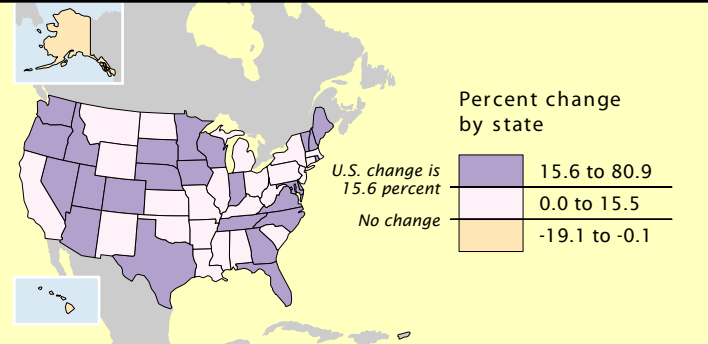
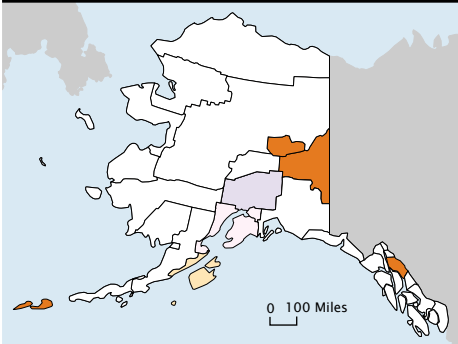


Percent Change, 1990 to 2000

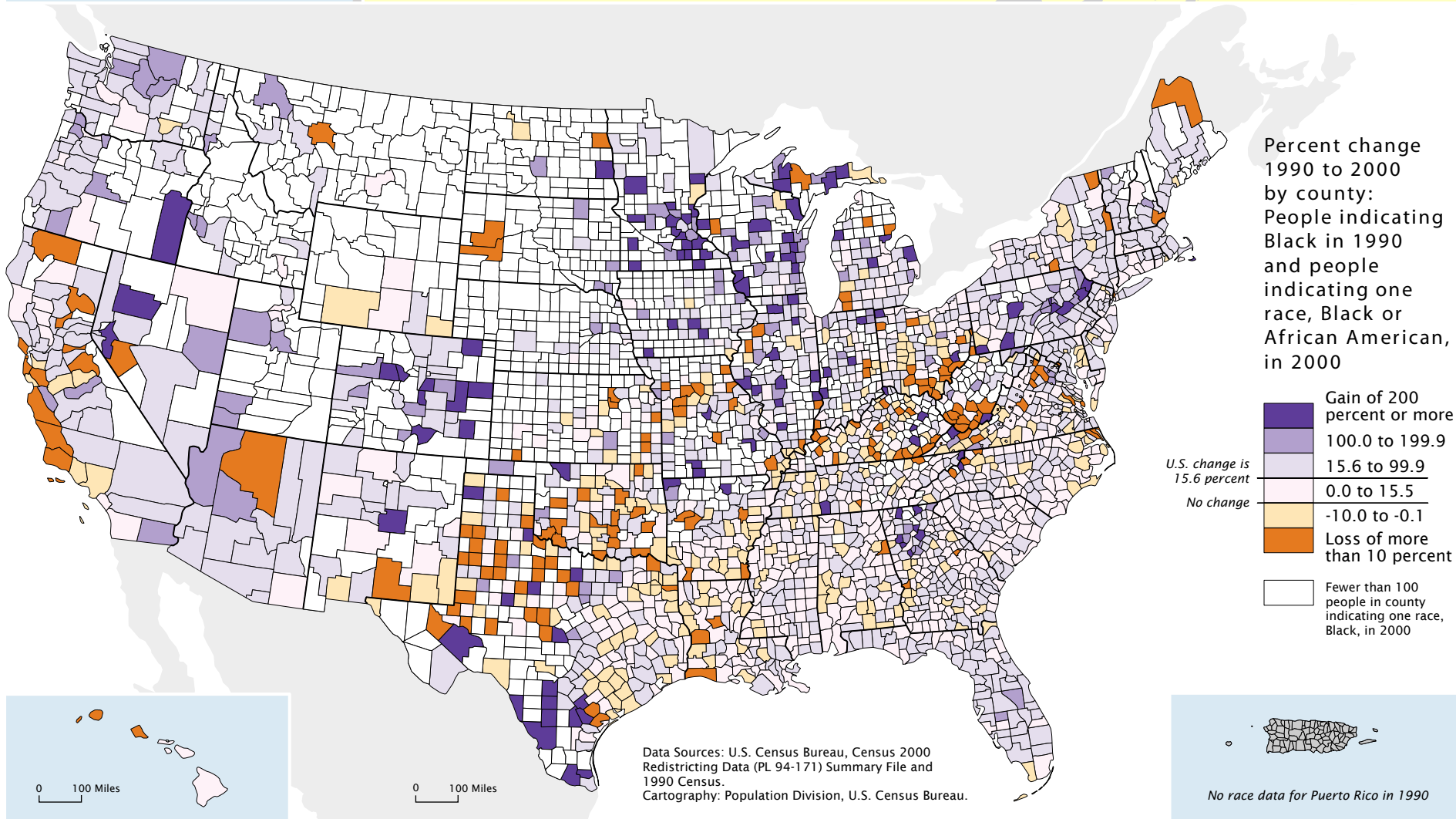
One Race: Black or African American



Percent change by state

	15.6 to 80.9
	0.0 to 15.5
	-19.1 to -0.1

U.S. change is
15.6 percent
No change



Percent change 1990 to 2000 by county: People indicating Black in 1990 and people indicating one race, Black or African American, in 2000

U.S. change is 15.6 percent

No change

	Gain of 200 percent or more
	100.0 to 199.9
	15.6 to 99.9
	0.0 to 15.5
	-10.0 to -0.1
	Loss of more than 10 percent
	Fewer than 100 people in county indicating one race, Black, in 2000

Data Sources: U.S. Census Bureau, Census 2000 Redistricting Data (PL 94-171) Summary File and 1990 Census.
Cartography: Population Division, U.S. Census Bureau.

No race data for Puerto Rico in 1990