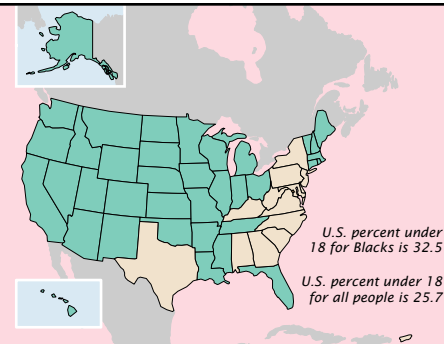
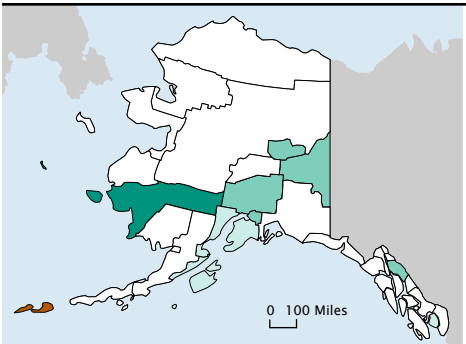


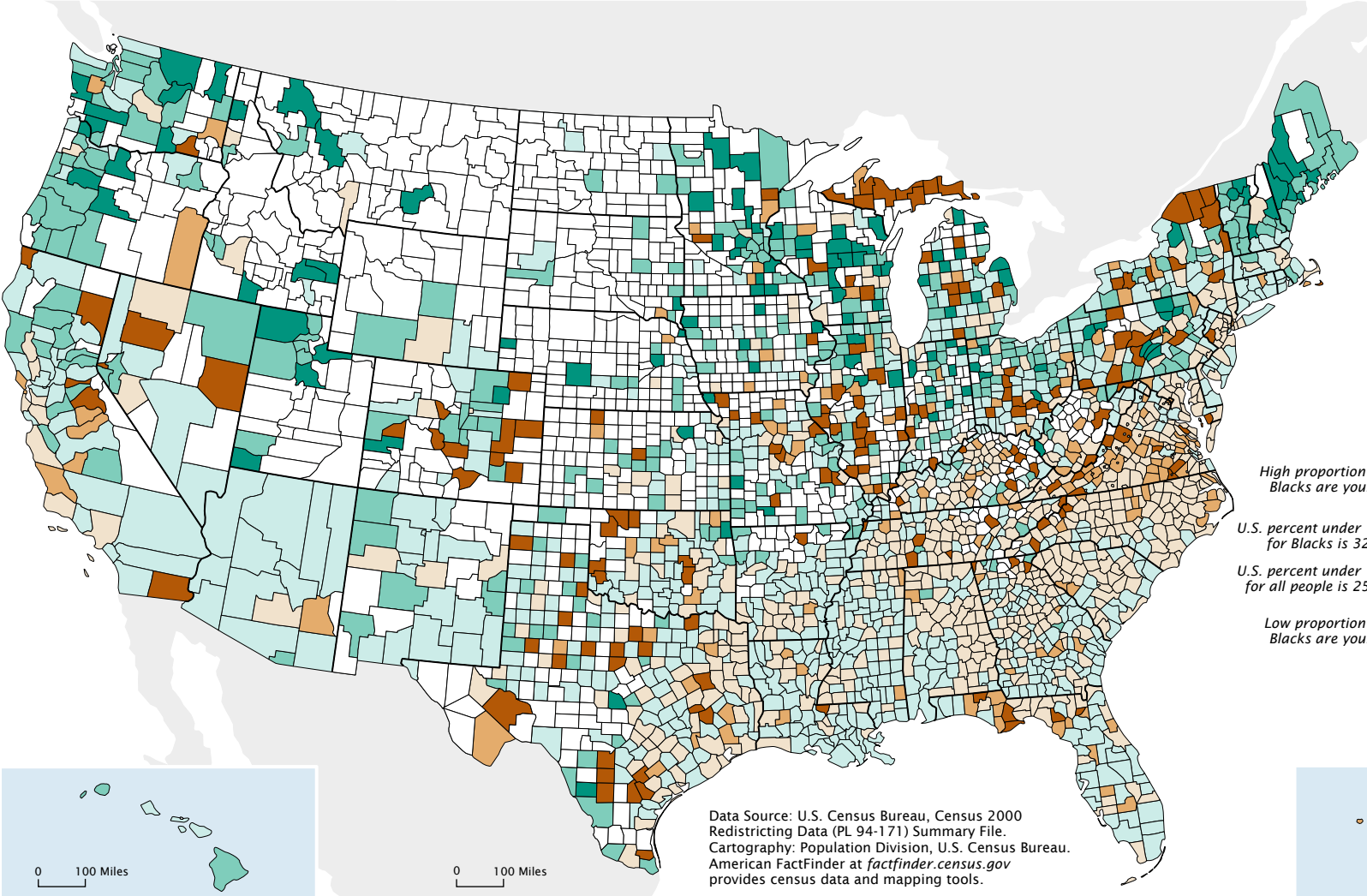
# Percent Under Age 18, 2000

## One or More Races Including Black or African American



Percent of people indicating one or more races including Black or African American who are under age 18 by state

32.5 to 46.5
25.7 to 32.4
25.1 (DC)



This map is one of a series of 14 "Percent Under Age 18" maps with comparable categories for counties. Only the category break at the U.S. percent for the specific group mapped differs among maps in the series.

### Percent of people indicating one or more races including Black or African American who are under age 18 by county

High proportion of Blacks are young	50.0 to 100.0
	40.0 to 49.9
U.S. percent under 18 for Blacks is 32.5	32.5 to 39.9
U.S. percent under 18 for all people is 25.7	25.7 to 32.4
	20.0 to 25.6
Low proportion of Blacks are young	0.0 to 19.9
	Fewer than 100 people in county indicating one or more races including Black

Data Source: U.S. Census Bureau, Census 2000 Redistricting Data (PL 94-171) Summary File.  
Cartography: Population Division, U.S. Census Bureau.  
American Factfinder at [factfinder.census.gov](http://factfinder.census.gov) provides census data and mapping tools.

