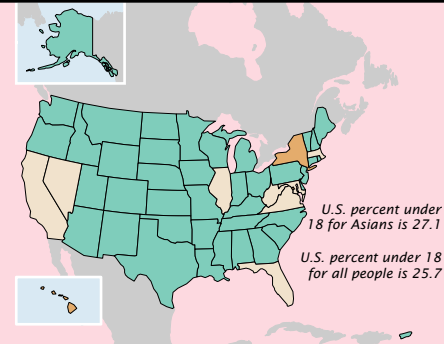
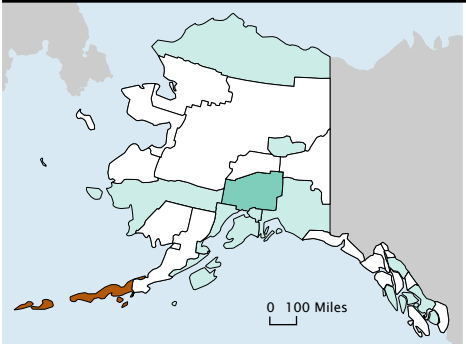
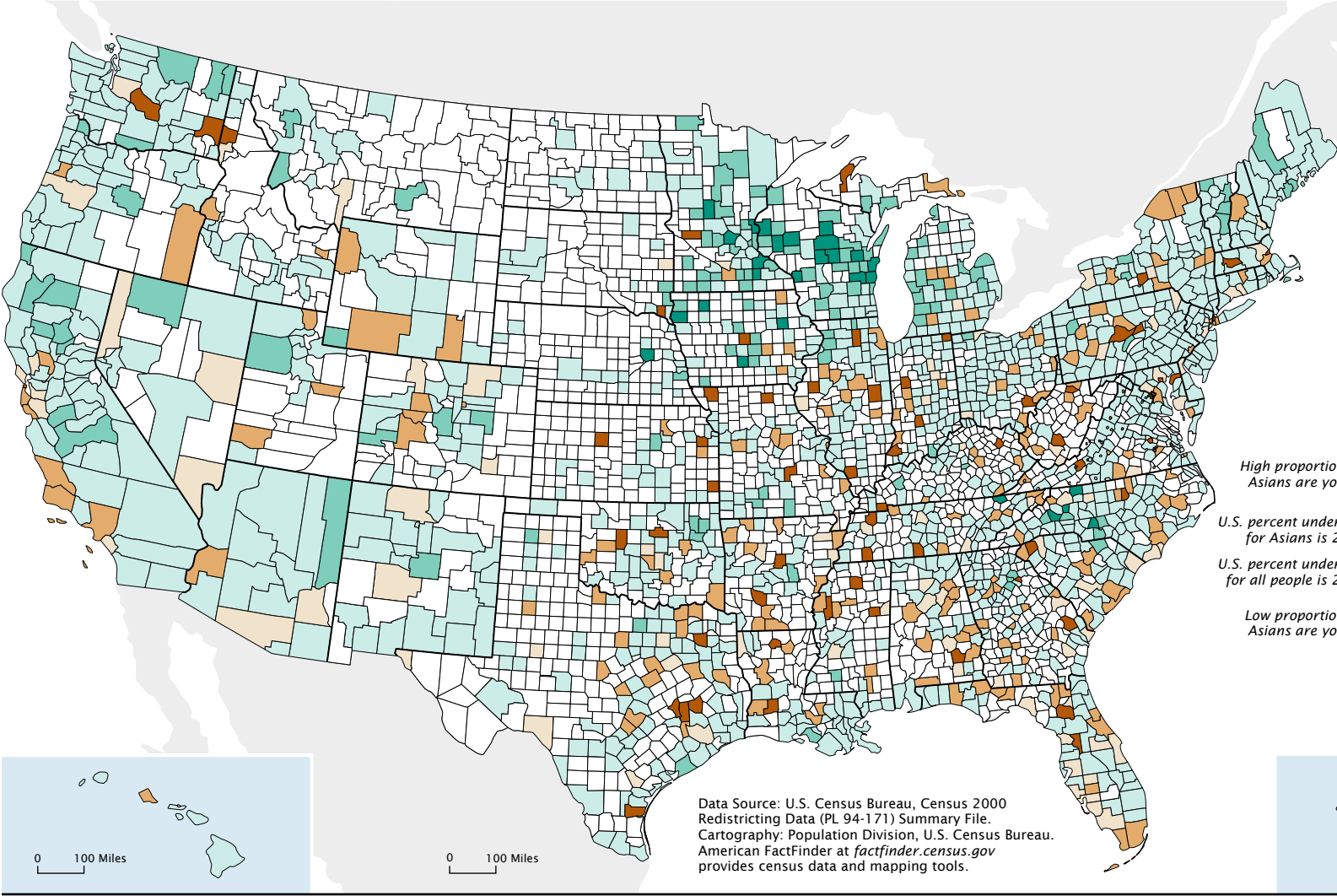


# Percent Under Age 18, 2000 One or More Races Including Asian



Percent of people indicating one or more races including Asian who are under age 18 by state

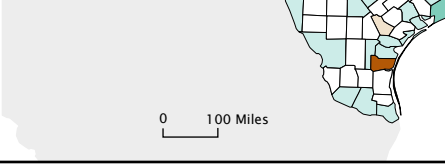
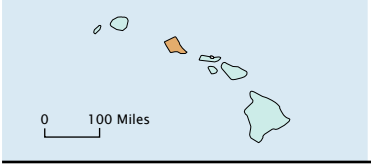
|              |
|--------------|
| 27.1 to 41.6 |
| 25.7 to 27.0 |
| 14.0 to 25.6 |



This map is one of a series of 14 "Percent Under Age 18" maps with comparable categories for counties. Only the category break at the U.S. percent for the specific group mapped differs among maps in the series.

## Percent of people indicating one or more races including Asian who are under age 18 by county

|  |  |
|--|--|
| High proportion of Asians are young          | 50.0 to 100.0  |
|  | 40.0 to 49.9   |
| U.S. percent under 18 for Asians is 27.1     | 27.1 to 39.9   |
| U.S. percent under 18 for all people is 25.7 | 25.7 to 27.0   |
|  | 20.0 to 25.6   |
| Low proportion of Asians are young           | 0.0 to 19.9  |
|  | Fewer than 100 people in county indicating one or more races including Asian |



Data Source: U.S. Census Bureau, Census 2000 Redistricting Data (PL 94-171) Summary File.  
Cartography: Population Division, U.S. Census Bureau.  
American Factfinder at [factfinder.census.gov](http://factfinder.census.gov) provides census data and mapping tools.

