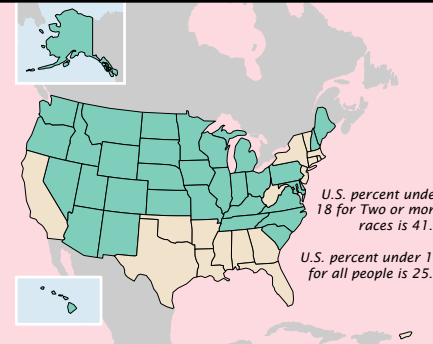
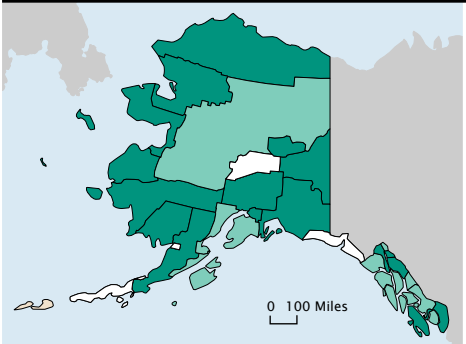
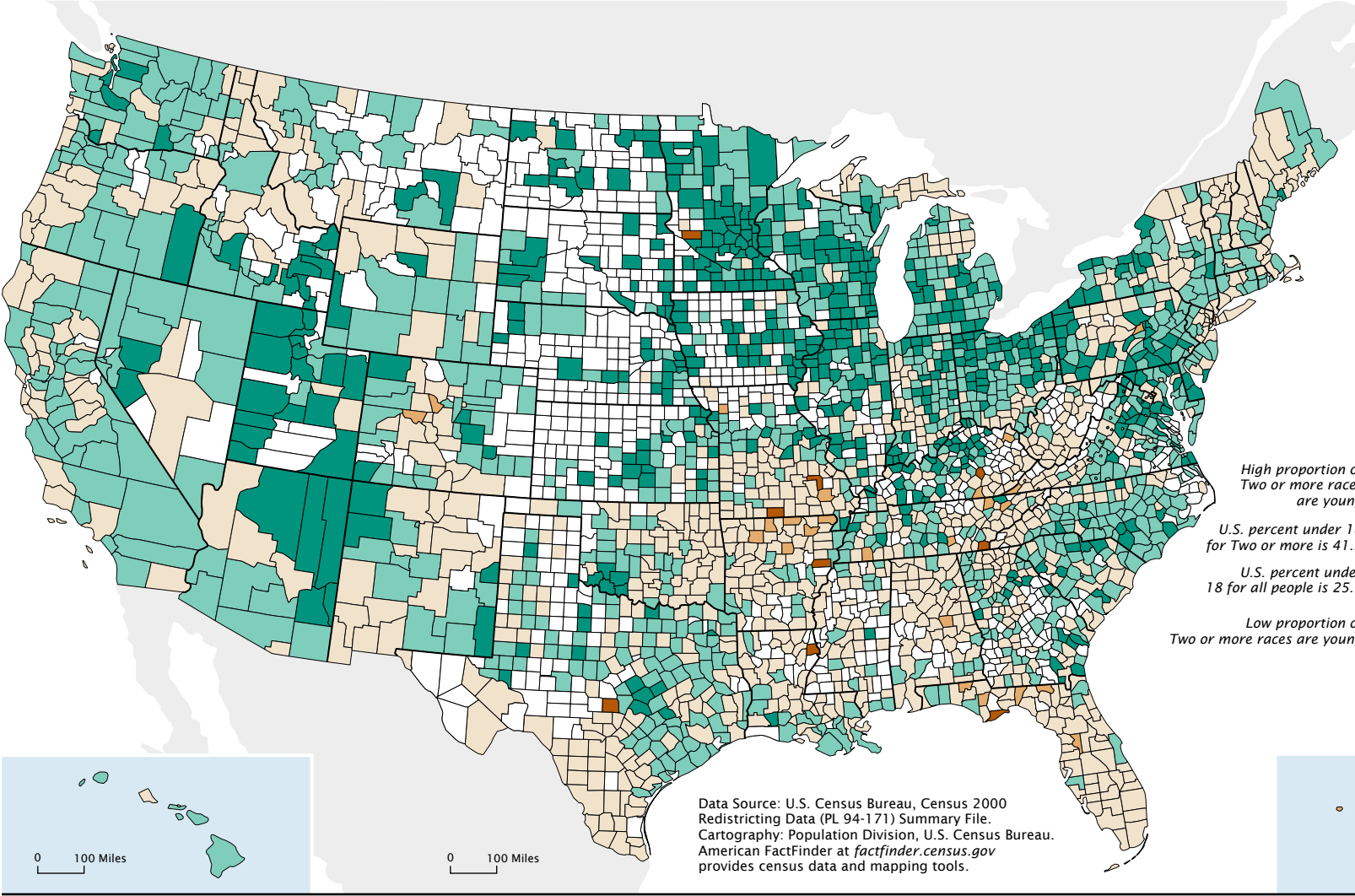


Percent Under Age 18, 2000 Two or More Races



Percent of people indicating Two or more races who are under age 18 by state

41.9 to 54.1
25.7 to 41.8
23.5 (DC)



This map is one of a series of 14 "Percent Under Age 18" maps with comparable categories for counties. Only the category break at the U.S. percent for the specific group mapped differs among maps in the series.

Percent of people indicating Two or more races who are under age 18 by county

High proportion of Two or more races are young

50.0 to 100.0
41.9 to 49.9
25.7 to 41.8
20.0 to 25.6
0.0 to 19.9

U.S. percent under 18 for Two or more is 41.9
U.S. percent under 18 for all people is 25.7

Low proportion of Two or more races are young

Fewer than 100 people in county indicating Two or more races
--

Data Source: U.S. Census Bureau, Census 2000 Redistricting Data (PL 94-171) Summary File.
Cartography: Population Division, U.S. Census Bureau.
American Factfinder at factfinder.census.gov provides census data and mapping tools.

