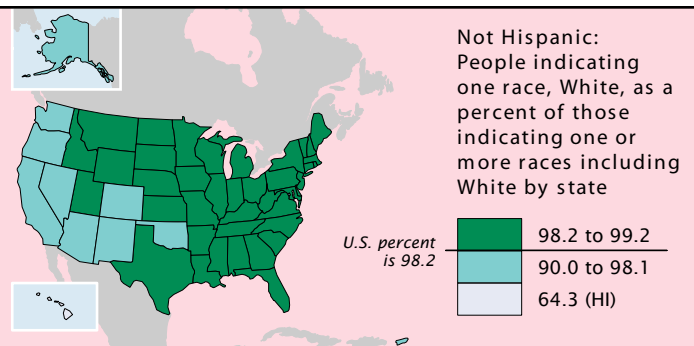
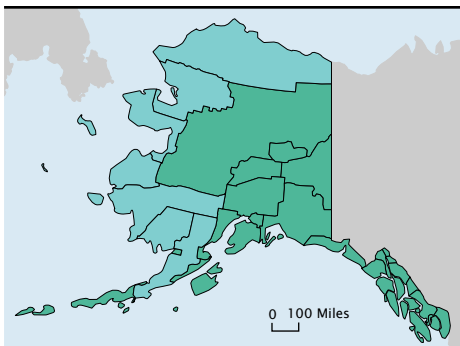
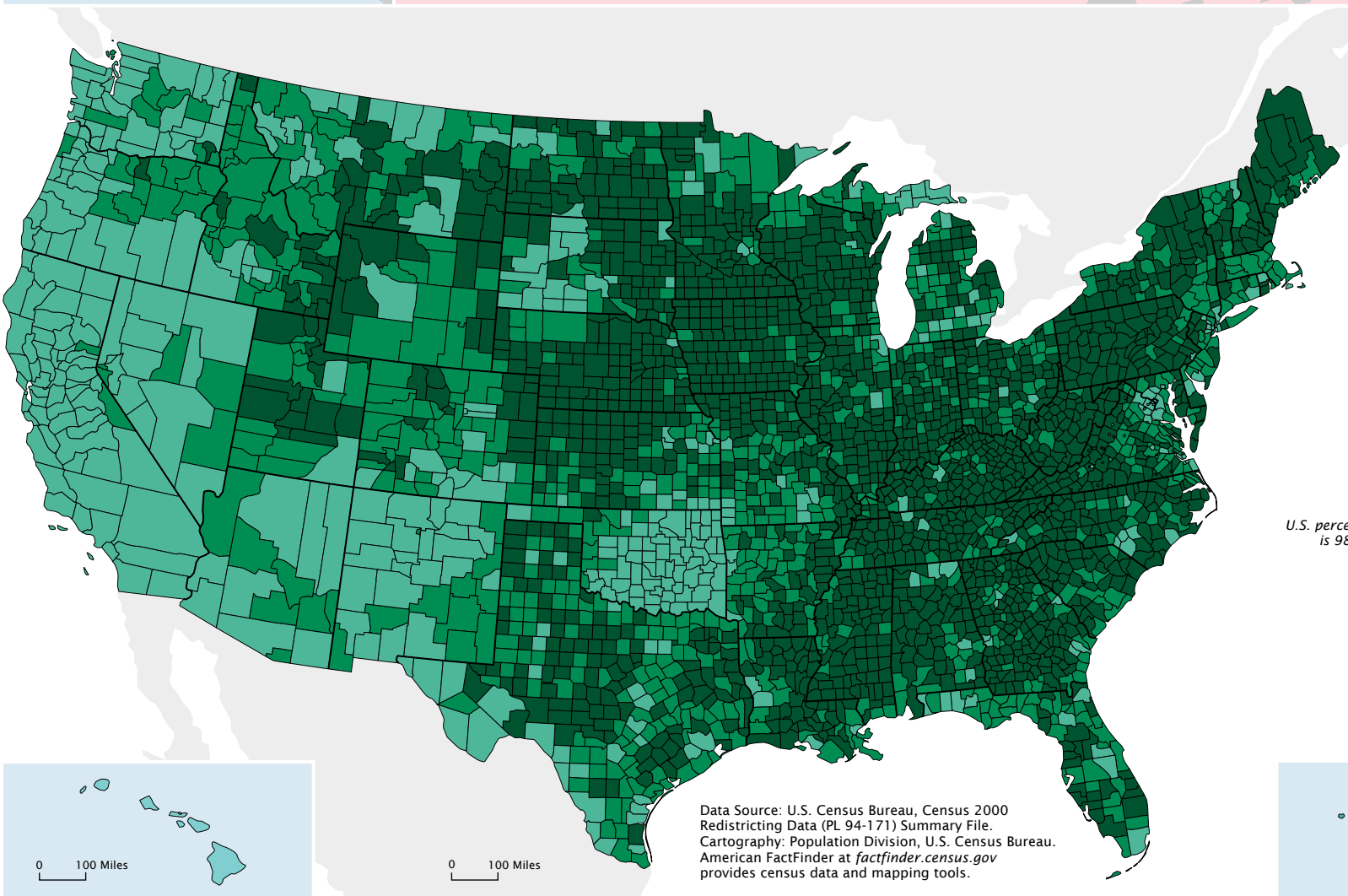


Percent of White, Not Hispanic or Latino Origin Population Indicating One Race, 2000



Not Hispanic:
People indicating one race, White, as a percent of those indicating one or more races including White by state

U.S. percent is 98.2	98.2 to 99.2
	90.0 to 98.1
	64.3 (HI)



This map is one of a series of six "Percent Indicating One Race" maps with comparable categories for counties. Breaks defining the highest categories differ among maps for groups with the highest U.S. percents.

Not Hispanic or Latino origin:
People indicating one race, White, as a percent of those indicating one or more races including White by county

U.S. percent is 98.2	99.0 to 100.0
	98.2 to 98.9
	86.1 to 98.1
	62.8 to 86.0

Data Source: U.S. Census Bureau, Census 2000 Redistricting Data (PL 94-171) Summary File.
Cartography: Population Division, U.S. Census Bureau.
American Factfinder at factfinder.census.gov provides census data and mapping tools.

